

AQUEDUCT - SATURDAY, MARCH 7, 2009

TrackMaster FlashNet

1 AQUEDUCT - SATURDAY, MARCH 7, 2009 • Allowance • 1 Mile - Inner Dirt - Age 3 • CR: 90 (Par of 1:39.29) • Purse \$54,000

POST 12:30 Exacta, Trifecta, Super (10 cent), Pick 3 Races (1-3), Daily Double Wagers
Power: 4 - 7 - 1 Speed: 4 - 7 - 8 Class: 3 - 4 - 7 Pace: 7 - 4 - 3

P#	MornLine	Horse	Jockey	Trainer	Power	Speed	Class	Pace
1	12/1	Kaydeross	Russell Sheldon	Dunham Bob G	75.7	70	85	5.7
2	10/1	Navedano	Coa Eibar	Martin Carlos F	60.7	NA	NA	4.9
3	7/2	La Concerto	Lopez Charles C	Asmussen Steven M	74.1	63	90	3.7
4	2/1	She's Prime	Maragh Rajiv	Miceli Michael	87.5	88	87	2.5
5	5/2	More Oats Please	Lopez Erick	Bush Thomas M	58.6	NA	NA	4.8
6	20/1	Exclusive Scheme	Castro Eddie	Lotruglio Edward	64.6	49	79	4.1
7	8/1	Hanna Can Fly	Morales Pablo	Contessa Gary C	80.8	78	85	1.5
8	12/1	Mustang Fever	Santiago Victor	Parisella John	73.5	72	83	4.0

3 AQUEDUCT - SATURDAY, MARCH 7, 2009 • Allowance • 6 Furlongs - Inner Dirt - Ages 3+ • CR: 94 (Par of 1:11.24) • Purse \$53,000

POST 1:26P Exacta, Trifecta, Pick 3 Races (3-5), Daily Double Wagers
Power: 4 - 5 - 6 Speed: 5 - 4 - 6 Class: 3 - 6 - 8 Pace: 1 - 7 - 4

P#	MornLine	Horse	Jockey	Trainer	Power	Speed	Class	Pace
1	8/1	Carter's Store	Chavez Jorge F	Contessa Gary C	77.0	74	77	1.5
1A	8/1	Vinnie Van Go	Napravnik AR	Contessa Gary C	74.7	71	87	5.2
2	12/1	Kid Freud	Maragh Rajiv	Ryan Derek S	62.8	54	72	3.3
3	30/1	Papa Charlie	Bocachica Orlando	Saccardo George A	66.8	70	93	6.4
4	2/1	Mahopac	Russell Sheldon	Hushion Michael E	86.0	84	88	2.3
5	9/5	Heir To The Stone	Coa Eibar	Violette Jr Richard A	83.6	88	88	2.5
6	7/2	Legal Consent	Espinoza Jose L	Martin Carlos F	78.2	81	91	4.7
7	15/1	Sweet Groom	Castro Eddie	Arroyo Enrique	63.5	49	71	2.2
8	50/1	Walk The Catwalk	Richards Gary	Chin Peter A	70.1	68	91	4.5

5 AQUEDUCT - SATURDAY, MARCH 7, 2009 • Claiming \$10,000 • 6 Furlongs - Inner Dirt - Ages 4+ • CR: 104 (Par of 1:10.49) • Purse \$29,000

POST 2:24P Exacta, Trifecta, Pick 3 Races (5-7), Pick 6 Races (5-10) Daily Double Wagers
Power: 6 - 9 - 4 Speed: 4 - 6 - 3 Class: 6 - 1A - 11 Pace: 6 - 9 - 1

P#	MornLine	Horse	Jockey	Trainer	Power	Speed	Class	Pace
1	3/1	Another Foose	Morales Pablo	Contessa Gary C	83.4	73	87	2.5
1A	3/1	Fort Drum	Coa Eibar	Contessa Gary C	75.0	79	98	4.4
2	10/1	Its A Grand Slam	Napravnik AR	Barbara Robert	80.3	75	88	4.1
3	9/2	Spring Manners	Maragh Rajiv	Lake Scott A	78.8	85	93	7.6
4	4/1	True Rebel	Bocachica Orlando	DPrima Gregory	85.7	87	94	5.5
5	30/1	Peperoni	Santiago Victor	Ortiz Paulino O	72.8	74	93	7.3
6	5/1	Make The Point	Lopez Erick	Arroyo Enrique	91.1	87	99	2.0
7	15/1 \$	Prince Raffie	Hill Channing	Brown Bruce R	70.4	NA	NA	5.2
8	30/1	Jumping The Fence	Bermudez Jose E	Rojas Osvaldo	73.2	64	79	4.0
9	8/1	Energy Center	Sanchez Jeffrey	Gullo Gary P	88.6	81	90	2.3
10	8/1	Confirmondi	Rodriguez Rudy R	Dutrow Jr Richard E	81.8	72	82	2.9
11	30/1	Minister's Appeal	Espinoza Jose L	DiSanto Glenn B	81.3	71	97	3.1

7 AQUEDUCT - SATURDAY, MARCH 7, 2009 • Maiden Special • 6 Furlongs - Inner Dirt - Age 3 • CR: 87 (Par of 1:11.76) • Purse \$51,000

POST 3:20P Exacta, Trifecta, Super (10 cent), Pick 3 Races (7-9), \$250,000 Guaranteed Pick 4 Races (7-10), Daily Double Wagers
Power: 1 - 9 - 12 Speed: 1 - 6 - 12 Class: 12 - 1 - 10 Pace: 9 - 1 - 10

P#	MornLine	Horse	Jockey	Trainer	Power	Speed	Class	Pace
1	9/2	Imthequeenofqueens	Luzzi Michael J	Albertrani Thomas	76.7	80	81	4.1
2	7/2	Not Ja Mama	Garcia Alan	McLaughlin Kiaran P	NA	NA	NA	NA
3	12/1	Roaring Ghost	Castro Eddie	Benzel Seth	NA	NA	NA	NA
4	15/1	Pebo's Jet	Hill Channing	Brown Bruce R	55.9	51	80	7.7
5	15/1	Liberty Lace	Chavez Jorge F	Contessa Gary C	NA	NA	NA	NA
6	6/1	For Love Alone	Napravnik AR	Bush Thomas M	61.0	68	79	5.9
7	20/1	A Smart Judge	Samyn Jean-Luc	Hertler John O	NA	NA	NA	NA
8	8/1	Jet's Tradition	Coa Eibar	Dutrow Jr Richard E	NA	NA	NA	NA
9	15/1	Liith's Dream	Lopez Charles C	Aquilino Joseph	71.2	NA	NA	1.2
10	30/1	Timber Pride	Thompson Winston A	Barrow Paul W	61.5	53	80	4.6
11	4/1	Banker's Buy	Maragh Rajiv	McGaughy III C R	NA	NA	NA	NA
12	15/1 \$	Olde Glamour	Fuentes Raymundo D	Martin Sr Frank	63.5	59	82	5.9

9 AQUEDUCT - SATURDAY, MARCH 7, 2009 • Stakes • 1 1/4 Miles - Inner Dirt - Age 3 • CR: 109 (Par of 1:43.51) • Purse \$250,000

POST 4:18P Exacta, Trifecta, Super (10 cent), Daily Double Wagers
Power: 6 - 8 - 5 Speed: 5 - 8 - 1 Class: 8 - 4 - 6 Pace: 5 - 6 - 7

P#	MornLine	Horse	Jockey	Trainer	Power	Speed	Class	Pace
1	20/1	Naos	Luzzi Michael J	Pletcher Todd A	90.4	99	89	5.9
2	20/1	Russell Road	Dunkelberger Travis L	Casey James M	81.5	NA	NA	2.5
3	5/1	Masala	Coa Eibar	Pletcher Todd A	92.1	92	92	3.5
4	15/1	Axel Foley	Migliore Richard	McLaughlin Kiaran P	90.0	90	102	6.0
5	7/2	Mr Fantasy	Garcia Alan	McLaughlin Kiaran P	98.6	104	94	1.0
6	5/1	Haynesfield	Lopez Charles C	Asmussen Steven M	100.4	99	96	2.3
7	5/2	Imperial Council	Maragh Rajiv	McGaughy III C R	80.7	NA	NA	2.5
8	3/1	I Want Revenge	Talamo Joseph	Mullins Jeff	99.6	101	106	3.8
9	50/1	Giant Ryan	Sanchez Jeffrey	Parboo Bismath	77.2	NA	NA	3.1

2 AQUEDUCT - SATURDAY, MARCH 7, 2009 • Maiden Special • 1 Mile - Inner Dirt - Ages 3+ • CR: 95 (Par of 1:38.79) • Purse \$54,000

POST 12:58 Exacta, Quinella, Trifecta, Pick 3 Races (2-4), Pick 4 Races (2-5) Daily Double Wagers
Power: 7 - 6 - 4 Speed: 7 - 4 - 6 Class: 1A - 2 - 7 Pace: 7 - 5 - 4

P#	MornLine	Horse	Jockey	Trainer	Power	Speed	Class	Pace
1	20/1	Agra	Maragh Rajiv	Kelly Patrick J	67.8	33	85	5.5
1A	20/1 \$	Pynaformer	Samyn Jean-Luc	Kelly Patrick J	76.7	52	98	6.7
2	6/1	Buddy's Song	Napravnik AR	Levine Bruce N	76.9	76	93	7.7
3	15/1	Street Cred	Hill Channing	Turner Jr William H	60.0	NA	NA	7.8
4	7/2	O'kid	Luzzi Michael J	Albertrani Thomas	81.3	85	88	3.3
5	2/1	Flat Bold	Garcia Alan	McLaughlin Kiaran P	76.2	NA	NA	3.2
6	6/1	Cary Away	Migliore Richard	Pletcher Todd A	83.3	84	92	4.0
7	5/2	Go Swifly	Lopez Charles C	Iwinski Allen	86.2	92	92	3.2

4 AQUEDUCT - SATURDAY, MARCH 7, 2009 • Maiden Claiming \$25,000 • 6 Furlongs - Inner Dirt - Ages 3+ • CR: 75 (Par of 1:12.66) • Purse \$29,000

POST 1:55P Exacta, Quinella, Trifecta, Pick 3 Races (4-6), Daily Double Wagers
Power: 2 - 4 - 1A Speed: 2 - 6 - 4 Class: 1A - 5 - 10 Pace: 2 - 8 - 4

P#	MornLine	Horse	Jockey	Trainer	Power	Speed	Class	Pace
1	10/1	Giorni Felice	Berrios Cruz Joseph	Sciaccia Gary	NA	NA	NA	NA
1A	10/1	Stormie Gray	Castro Eddie	Sciaccia Gary	56.6	47	81	5.3
2	4/1	Crimsons Gold	Maragh Rajiv	Maragh Colin	60.7	56	71	1.3
3	15/1	Pitch Fork Queen	Napravnik AR	Campo Jr John P	47.2	45	68	5.9
4	2/1	Scott's Choice	Migliore Richard	McLaughlin Kiaran P	59.8	51	72	2.6
5	15/1	Sassification	Casey Amanda J	Jablow Michael	52.9	47	80	3.4
6	8/1	True Intent	Martin Sr Frank	Lopez Erick	56.3	54	77	5.0
7	10/1	Poof Poof	Fragoso Pablo	Schwartz Scott M	42.8	37	68	5.3
8	12/1	Wiseman's Jet	Russell Sheldon	Carroll II Del W	52.6	40	75	2.3
9	6/1	Fivefifteen	Coa Eibar	Contessa Gary C	53.2	39	71	3.0
10	10/1 \$	Princess Maura	Lopez Charles C	Schosberg Richard E	51.9	21	79	3.2

6 AQUEDUCT - SATURDAY, MARCH 7, 2009 • Optional Claiming \$75,000 • 6 Furlongs - Inner Dirt - Age 3 • CR: 94 (Par of 1:11.24) • Purse \$55,000

POST 2:52P Exacta, Trifecta, Super (10 cent), Pick 3 Races (6-8), Grand Slam Races (6-9) Daily Double Wagers
Power: 9 - 8 - 1 Speed: 9 - 8 - 1 Class: 9 - 4 - 7 Pace: 2 - 6 - 3

P#	MornLine	Horse	Jockey	Trainer	Power	Speed	Class	Pace
1	10/1	That's Rich	Luzzi Michael J	Schwartz Scott M	82.1	84	91	3.3
2	9/2	Hatfield	Chavez Jorge F	Contessa Gary C	81.8	80	74	2.2
3	12/1	Wild Proof	Castro Eddie	Perkins Jr Benjamin W	76.1	68	92	3.1
4	8/1	Kickapoo	Coa Eibar	Pletcher Todd A	75.8	65	96	3.2
5	6/1	Higher Place	Lopez Charles C	Asmussen Steven M	71.6	76	82	4.1
6	7/2	Mike From Queens	Maragh Rajiv	Levine Bruce N	77.8	57	84	2.7
7	30/1	In Spight Of It	Napravnik AR	Iwinski Allen	65.9	64	92	7.7
8	8/1	Counter Move	Garcia Alan	McLaughlin Kiaran P	84.4	90	85	4.1
9	5/2	Fellow Crasher	Russell Sheldon	Dutrow Anthony W	87.1	95	96	4.2

8 AQUEDUCT - SATURDAY, MARCH 7, 2009 • Stakes • 6 Furlongs - Inner Dirt - Age 3+ • CR: 115 (Par of 1:09.66) • Purse \$100,000

POST 3:49P Exacta, Trifecta, Super (10 cent), Pick 3 Races (8-10), Daily Double Wagers
Power: 2 - 3 - 7 Speed: 9 - 2 - 4 Class: 9 - 3 - 8 Pace: 7 - 6 - 1

P#	MornLine	Horse	Jockey	Trainer	Power	Speed	Class	Pace
1	7/2	Driven By Success	Maragh Rajiv	Levine Bruce N	95.5	96	93	2.9
2	9/2 \$	Eternal Star	Pimentel Julian	Trombetta Michael J	105.5	107	110	4.0
3	12/1	Place Your Bet	Stisted Jennifer	Lake Scott A	103.3	103	111	4.4
4	6/1	Joey P	Castro Eddie	Perkins Jr Benjamin W	100.0	103	111	3.5
5	3/1	Lucky Island (ARG)	Garcia Alan	McLaughlin Kiaran P	92.4	91	107	5.2
6	15/1	West Coast Flier	Morales Pablo	Contessa Gary C	100.8	94	106	2.7
7	20/1	Saint Daimon	Samyn Jean-Luc	Jenkins Steven T	103.0	101	110	2.4
8	5/1	Grand Champion	Coa Eibar	Hushion Michael E	96.7	103	111	5.3
9	8/1	Ah Day	Russell Sheldon	Leatherbury King T	95.6	109	114	6.4

10 AQUEDUCT - SATURDAY, MARCH 7, 2009 • Claiming \$7,500 • 1 Mile 70 yards - Inner Dirt - Ages 4+ • CR: 96 (Par of 1:42.93) • Purse \$26,000

POST 4:47P Exacta, Trifecta, Super (10 cent) Wagers
Power: 1 - 1A - 4 Speed: 1 - 1A - 10 Class: 1 - 1A - 6 Pace: 1A - 7 - 3

P#	MornLine	Horse	Jockey	Trainer	Power	Speed	Class	Pace
1	5/2	Military Major	Castro Eddie	Jacobson David	88.7	89	100	5.9
1A	5/2	Tour Of The Cat	Santiago Victor	Jacobson David	87.5	88	97	3.5
2	12/1	Gift Of Valor	Rodriguez Rudy R	Aquilino Joseph	80.1	73	95	6.6
2B	12/1	City Dealer	Rodriguez Rudy R	Aquilino Joseph	78.8	65	80	6.1
3	30/1	Corrupt Judge	Berrios Cruz Joseph	Correa Jeff	75.6	65	97	5.1
4	15/1	One Starry Nite	Mojica Jr Rafael	Martin Sr Frank	85.9	79	92	6.1
5	20/1	P J Sully	Bocachica Orlando	Persaud Randi	76.8	65	80	7.4
6	4/1	K R's Regent	Maragh Rajiv	Brown Bruce R	81.5	74	97	5.2
7	7/2	Dreamin Of Victory	Coa Eibar	Parisella John	81.6	78	92	4.1
8	8/1	What A Trippi	Thompson Winston A	Saccardo George A	83.9	78	95	5.8
9	12/1	Fregata	Lopez Erick	Toscano Jr John T	84.4	79	85	5.6
10	6/1 \$	Friendly Pocket	Sanchez Jeffrey	Domino Carl J	85.6	85	93	6.3

The top three horses in Power, Speed, Class and Pace are listed in ranked order within each race. A 4-Star Special Play is one where a horse ranks first in all four categories. Such plays may be found only periodically and will be clearly noted when found. A 'S' symbol next to the morning line indicates a historically profitable combination of power rating margin (between the two top highest rated) horses and the post time odds (estimated by morning line odds). A '\$' symbol next to the morning line odds indicates a historically profitable play if the indicated horse goes off at odds of 8 to 1 or greater. The top power rated horse (and ties) are indicated in each race with a white program number on a black field.

1 AQUEDUCT - SATURDAY, MARCH 7, 2009

PURSE \$54,000

POST 12:30
 • Allowance
 • 1 Mile - Inner Dirt - Age 3
 • CR: 90 (Par of 1:39.29)

INNER DIRT FOR FILLIES THREE YEARS OLD FOALD IN NEW YORK STATE AND APPROVED BY THE NEW YORK STATE-BRED REGISTRY WHICH HAVE NEVER WON A RACE OTHER THAN MAIDEN, CLAIMING, OR STARTER OR WHICH HAVE NEVER WON TWO RACES. Weight, 122 lbs. Non-winners Of \$24,000 In 2009 Allowed 3 lbs. (Races where entered for \$35,000 or less not considered in allowances).

Exacta, Trifecta, Super (10 cent), Pick 3 Races (1-3), Daily Double Wagers


Top Power		
4	She's Prime	87.5
7	Hanna Can Fly	80.8
1	Kaydeross	75.7

Top  Speed		
4	She's Prime	88
7	Hanna Can Fly	78
8	Mustang Fever	72

Top Class		
3	La Concerto	90
4	She's Prime	87
7	Hanna Can Fly	85

Top Pace (Running Style)		
7	Hanna Can Fly	1.5
4	She's Prime	2.5
3	La Concerto	3.7

Todays Key Race Information						
P#	Horse	Post	Power Rating	Morning Line	Weight	Last Race Med-Equip
1	Kaydeross	1	75.7	12/1	117	On L
2	Navedano	2	60.7	10/1	119	On L
3	La Concerto	3	74.1	7/2	119	On L
4	She's Prime	4	87.5	2/1	119	On L
5	More Oats Please	5	58.6	5/2	117	On L
6	Exclusive Scheme	6	64.6	20/1	119	On L
7	Hanna Can Fly	7	80.8	8/1	122	On L
8	Mustang Fever	8	73.5	12/1	114	On L

























Key Ratings								
Average  Speed Figures			Average Class Ratings			Pace (Running Style) Ratings		
All Races	Todays	Dist/Surf	All Races	Todays	Dist/Surf	Early	Middle	Finish
70	70		81	85		7.4	5.7	2.8
75	NA		79	NA		6.4	4.9	3.0
73	63		87	90		2.7	3.7	4.4
77	88		86	87		3.0	2.5	3.1
63	NA		80	NA		4.3	4.8	3.2
52	49		81	79		3.4	4.1	4.5
72	78		85	85		2.6	1.5	1.5
62	72		72	83		4.1	4.0	2.3

Horse Records														
P#	Dirt-Routes				For The Year 2009				For The Year 2008					
	St	1	2	3	St	1	2	3	\$/Start	St	1	2	3	\$/Start
1	1	0	0	1	2	1	0	1	\$14,500	1	0	0	0	\$2,150
2	0	0	0	0	3	1	0	1	\$7,650	0	0	0	0	\$0
3	1	0	0	0	1	0	0	0	\$220	4	1	1	0	\$8,869
4	3	1	2	0	2	0	2	0	\$8,800	5	1	0	3	\$9,156
5	0	0	0	0	2	1	1	0	\$16,400	2	0	0	1	\$2,386
6	4	1	2	0	3	1	1	0	\$5,656	3	0	1	0	\$3,582
7	2	1	1	0	1	1	0	0	\$25,200	2	0	1	0	\$4,260
8	1	0	0	1	1	0	0	1	\$4,400	2	1	0	1	\$6,950

Horse Specialized Records						
P#	Record on Mud			60+ Day Layoff (wins/starts)		Average Winning Distance
	St	1	2	3	1st-2nd Race Back	
1	0	0	0	1		6.0
2	0	0	0	0		6.0
3	1	1	0	0		6.0
4	1	0	0	1	0/2	8.3
5	0	0	0	0		6.0
6	1	0	1	0		8.3
7	0	0	0	0		8.0
8	1	1	0	0	0/1	7.0

Jockey-Trainer-Horse "Connections"																		
P	Jockey	Trainer	Jockey/Trainer				Jockey/Horse				Trainer/Horse							
			St	W%	P%	S%	St	W%	P%	S%	St	W%	P%	S%				
1	Russell Sheldon	Dunham Bob G	0	0	0	0	0	0	0	0	0	0	0	3	33	0	33	
2	Coa Eibar	Martin Carlos F	14	29	7	36	0	0	0	0	0	0	0	3	33	0	33	
3	Lopez Charles C	Asmussen Steven M	0	0	0	0	0	0	0	0	0	0	0	5	20	20	0	
4	Maragh Rajiv	Miceli Michael	8	13	38	25	2	0	100	0	0	0	0	7	14	29	43	
5	Lopez Erick	Bush Thomas M	0	0	0	0	0	0	0	0	0	0	0	2	50	50	0	
6	Castro Eddie	Lotruglio Edward	2	0	50	50	2	50	50	0	0	0	0	0	0	0	0	
7	Morales Pablo	Contessa Gary C	202	16	17	11	2	50	50	0	3	33	33	0	19/96	11/100	3/79	17/158
8	Santiago Victor	Parisella John	2	0	0	100	1	0	0	100	3	33	0	67	1/8	2/11	0/4	1/6

Specialized Trainer Statistics				
Trainer	Trainer Statistics (wins/starts)			
	Claim	Layoff	1st Time	2YrOld
Dunham Bob G		0/5	0/4	0/3
Martin Carlos F	0/1	3/17	1/15	5/29
Asmussen Steven M	9/42	58/265	46/286	159/757
Miceli Michael	0/5	0/5	0/6	1/7
Bush Thomas M	0/1	4/22	3/24	6/50
Lotruglio Edward		0/2		0/4
Contessa Gary C	19/96	11/100	3/79	17/158
Parisella John	1/8	2/11	0/4	1/6

Last Three Races - Race Details															
P#	Last Race					Second Race Back					Third Race Back				
	Days	Trk	Cnd	D-S	CR  Finish	Days	Trk	Cnd	D-S	CR  Finish	Days	Trk	Cnd	D-S	CR  Finish
1	15	Aqu	gd	1 ⁷⁰	 85 70 3 ¹²	47	Aqu	ft	6f	 80 79 1 ² ₂	90	Aqu	ft	6f	 79 62 4 ² ₁
2	18	Aqu	ft	6f	 72 74 1 ^{ns}	40	Aqu	ft	6f	 83 71 3 ¹²	54	Aqu	ft	6f	 81 79 4 ⁵ ₁
3	35	Aqu	ft	1	 90 63 7 ¹⁴	85	Aqu	sy	6f	 91 87 1 ^{nk}	114	Aqu	ft	6 ¹ ₂ f	86 87 2 ² ₁
4	35	Aqu	ft	1	 90 85 2 ³	56	Aqu	ft	1	 85 90 2 ¹	83	Aqu	ft	1 ⁷⁰	 87 90 1 ⁴ ₂
5	27	Aqu	ft	6f	 78 83 1 ² ₁	54	Aqu	ft	6f	 81 82 2 ⁴ ₁	90	Aqu	ft	6f	 79 51 7 ⁷ ₁
6	28	Aqu	ft	1 ⁷⁰	 73 71 1 ³	43	Aqu	ft	1 ⁷⁰	 80 53 2 ¹⁰	64	Aqu	ft	1 ⁷⁰	 84 3 9 ⁴⁴
7	43	Aqu	ft	1	 83 73 1 ³	83	Aqu	ft	1 ⁷⁰	 87 82 2 ⁴ ₃	121	Aqu	fm	1 ¹ ₁₆	 86 61 10 ⁷
8	29	Aqu	ft	1 ⁷⁰	 83 72 3 ⁸ ₂	113	Aqu	my	7f	59 66 1 ³ ₁	126	Aqu	ft	6f	74 49 3 ⁸ ₁

Specialized Sire Statistics			
Sire	Foals' Win Percent		
	All	Turf	2yos Stakes
12	10	11	4
12	12	10	9
12	10	11	6
12	10	11	4
17	15	18	18
11	5	11	0
16	13	14	15
11	17	8	0


2 AQUEDUCT - SATURDAY, MARCH 7, 2009

PURSE \$54,000


POST 12:58
 • Maiden Special
 • 1 Mile - Inner Dirt - Ages 3+
 • CR: 95 (Par of 1:38.79)

INNER DIRT (UP TO \$10,260 NYSBFOA) FOR MAIDENS, THREE YEARS OLD AND UPWARD. Three Year Olds, 116 lbs.; Older, 123 lbs.

Exacta, Quinella, Trifecta, Pick 3
 Races (2-4), Pick 4 Races (2-5) Daily
 Double Wagers

Top Power			Top  Speed			Top Class			Top Pace (Running Style)		
7	Go Swiftly	86.2	7	Go Swiftly	92	1A	Pynaformer	98	7	Go Swiftly	3.2
6	Cary Away	83.3	4	O'kid	85	2	Buddy's Song	93	5	Flat Bold	3.2
4	O'kid	81.3	6	Cary Away	84	7	Go Swiftly	92	4	O'kid	3.3

Todays Key Race Information						
P#	Horse	Post	Power Rating	Morning Line	Weight	Last Race Med-Equip
1	Agra	2	67.8	20/1	116	On Lb
1A	Pynaformer	8	76.7	20/1\$	116	On Lb
2	Buddy's Song	1	76.9	6/1	116	On L
3	Street Cred	3	60.0	15/1	116	1st
4	O'kid	4	81.3	7/2	123	On LAb
5	Flat Bold	5	76.2	2/1	116	On LB
6	Cary Away	6	83.3	6/1	116	On L
7	Go Swiftly	7	86.2	5/2	123	On Lb




Key Ratings								
Average  Speed Figures			Average Class Ratings			Pace (Running Style) Ratings		
All Races	Todays	Dist/Surf	All Races	Todays	Dist/Surf	Early	Middle	Finish
50	33		83	85		5.0	5.5	5.8
74	52		92	98		6.8	6.7	7.8
76	76		91	93		6.2	7.7	5.2
47	NA		88	NA		5.2	7.8	8.9
82	85		87	88		5.2	3.3	2.5
89	NA		97	NA		4.1	3.2	5.7
72	84		85	92		4.0	4.0	4.0
90	92		92	92		3.7	3.2	2.9

Horse Records														
P#	Dirt-Routes			For The Year 2009				For The Year 2008						
	St	1	2	3	St	1	2	3	\$/Start	St	1		2	3
1	2	0	0	1	1	0	0	0	\$220	3	0	0	1	\$1,307
1A	2	0	0	0	1	0	0	0	\$294	6	0	0	1	\$2,313
2	2	0	0	0	1	0	0	0	\$2,200	2	0	0	0	\$1,000
3	0	0	0	0	1	0	0	0	\$286	0	0	0	0	\$0
4	2	0	2	0	2	0	2	0	\$5,040	3	0	0	0	\$488
5	0	0	0	0	0	0	0	0	\$0	2	0	0	0	\$1,280
6	1	0	0	0	1	0	0	0	\$2,200	1	0	0	0	\$850
7	3	0	1	1	1	0	0	1	\$4,400	3	0	1	1	\$4,613

Horse Specialized Records									
Record on Mud	60+ Day Layoff (wins/starts)			Average Winning Distance					
	St	1	2		3	1st-2nd Race Back	3rd-4th Race Back		
0	0	0	0	0	0/1				
0	0	0	0	0					
0	0	0	0	0	0/1				
0	0	0	0	0					
1	0	1	0	0	0/2	0/1			
0	0	0	0	0					
0	0	0	0	0					
2	0	1	1	1	0/2	0/2			

Jockey-Trainer-Horse "Connections"															
P	Jockey	Trainer	Jockey/Trainer				Jockey/Horse				Trainer/Horse				
			St	W%	P%	S%	St	W%	P%	S%	St	W%	P%	S%	
1	Maragh Rajiv	Kelly Patrick J	2	50	0	0	0	0	0	0	0	0	0	0	0
1A	Samyn Jean-Luc	Kelly Patrick J	60	8	7	5	5	0	0	0	7	0	0	14	
2	Napravnik AR	Levine Bruce N	2	0	50	0	1	0	0	0	3	0	0	0	
3	Hill Channing	Turner Jr William H	23	13	26	9	1	0	0	0	1	0	0	0	
4	Luzzi Michael J	Albertrani Thomas	13	0	8	8	1	0	100	0	2	0	100	0	
5	Garcia Alan	McLaughlin Kieran P	224	32	10	13	0	0	0	0	0	0	0	0	
6	Migliore Richard	Pletcher Todd A	13	15	0	0	1	0	0	0	2	0	0	0	
7	Lopez Charles C	Iwinski Allen	3	33	0	33	0	0	0	0	4	0	25	50	

Specialized Trainer Statistics				
Claim	Trainer Statistics (wins/starts)			
	Layoff	1st Time	2YrOld	
	1/15	0/17	0/25	
	1/15	0/17	0/25	
22/56	20/64	3/41	11/63	
	0/13	0/7	0/6	
0/1	6/38	7/52	9/59	
	21/78	17/71	27/94	
	31/170	28/153	44/275	
0/1	1/5	0/13	2/25	

Last Three Races - Race Details																			
P#	Last Race						Second Race Back						Third Race Back						
	Days	Trk	Cnd	D-S	CR	 Finish	Days	Trk	Cnd	D-S	CR	 Finish	Days	Trk	Cnd	D-S	CR	 Finish	
1	62	Aqu	ft	1	□	98 0 94 ⁹	138	Haw	fm	1	⊙	83 71 99 ¹	173	AP	ft	1 ¹ / ₁₆	◇	71 66 3 ⁵	
1A	63	Aqu	ft	1 ¹ / ₁₆	□	98 52 72 ²	93	Aqu	ft	1 ¹ / ₈	□	99 48 72 ⁸	104	Aqu	fm	1 ¹ / ₁₆	⊙	90 91 42 ¹ / ₄	
2	33	Aqu	ft	1 ⁷ / ₁₆	□	92 84 45 ³ / ₄	121	Aqu	ft	1	□	94 67 61 ²	167	Bel	ft	7f		87 76 51 ²	
3	29	Aqu	ft	6f	□	88 47 82 ⁰													
4	18	Lrl	ft	1 ¹ / ₈		86 92 2 ^{ns}	58	Aqu	sy	1 ⁷ / ₁₆	□	88 85 24 ¹ / ₂	323	Aqu	fm	1 ¹ / ₁₆	⊙	89 81 61 ¹ / ₂	
5	76	Hol	ft	6f	◇	95 87 45 ³ / ₄	118	Hol	ft	6 ¹ / ₂ f	◇	99 90 79 ¹ / ₂							
6	27	Aqu	ft	1	□	92 84 46 ³ / ₄	69	Tam	fm	1 ¹ / ₁₆	⊙	77 59 41 ²							
7	43	Aqu	ft	1	□	90 99 32 ¹ / ₂	70	Aqu	my	1	□	91 95 27 ³ / ₄	101	Pha	my	6 ¹ / ₂ f		84 88 3 ^{nk}	

Specialized Sire Statistics				
Sire's	Foals' Win Percent			
	All	Turf	2yos	Stakes
15	9	16	17	
13	14	12	14	
18	15	20	18	
17	15	17	29	
16	15	12	18	
16	3	19	12	
18	15	20	18	
15	13	18	16	

3 AQUEDUCT - SATURDAY, MARCH 7, 2009

PURSE \$53,000

• Allowance
 POST 1:26P • 6 Furlongs - Inner Dirt - Ages 3
 • CR: 94 (Par of 1:11.24)

INNER DIRT FOR THREE YEAR OLDS AND UPWARD FOALED IN NEW YORK STATE AND APPROVED BY THE NEW YORK STATE-BRED REGISTRY WHICH HAVE NEVER WON A RACE OTHER THAN MAIDEN, CLAIMING, OR STARTER OR WHICH HAVE NEVER WON TWO RACES. Three Year Olds, 118 lbs.; Older, 123 lbs. Non-winners of \$24,000 since January 5 Allowed 2 lbs. (Races where entered for \$35,000 or less not considered in allowances).

Exacta, Trifecta, Pick 3 Races (3-5),
 Daily Double Wagers


Top Power		
4	Mahopac	86.0
5	Heir To The Stone	83.6
6	Legal Consent	78.2

Top  Speed		
5	Heir To The Stone	88
4	Mahopac	84
6	Legal Consent	81

Top Class		
3	Papa Charlie	93
6	Legal Consent	91
8	Walk The Catwalk	91

Top Pace (Running Style)		
1	Carter's Store	1.5
7	Sweet Groom	2.2
4	Mahopac	2.3

Todays Key Race Information						
P#	Horse	Post	Power Rating	Morning Line	Weight	Last Race Med-Equip
1	Carter's Store	4	77.0	8/1	116	On L
1A	Vinnie Van Go	6	74.7	8/1	118	On Lb
2	Kid Freud	1	62.8	12/1	116	On L
3	Papa Charlie	2	66.8	30/1	116	On Lb
4	Mahopac	3	86.0	2/1	118	On Lb
5	Heir To The Stone	5	83.6	9/5	116	On L
6	Legal Consent	7	78.2	7/2	116	On L
7	Sweet Groom	8	63.5	15/1	116	On Lb
8	Walk The Catwalk	9	70.1	50/1	121	On Lb




Key Ratings								
Average  Speed Figures			Average Class Ratings			Pace (Running Style) Ratings		
All Races	Todays	Dist/Surf	All Races	Todays	Dist/Surf	Early	Middle	Finish
74	74		77	77		1.5	1.5	2.0
72	71		88	87		5.2	4.7	3.3
54	54		72	72		3.3	3.7	4.3
67	70		87	93		6.4	6.8	5.9
82	84		87	88		2.3	2.3	3.2
88	88		88	88		2.5	2.1	1.6
83	81		92	91		4.7	3.9	2.3
50	49		73	71		2.2	2.7	4.0
67	68		83	91		4.5	4.5	5.0

Horse Records														
P#	Dirt-Sprints				For The Year 2009				For The Year 2008					
	St	1	2	3	St	1	2	3	S/Start	St	1	2	3	S/Start
1	2	1	0	1	2	1	0	1	\$9,800	0	0	0	0	\$0
1A	7	1	2	2	3	1	0	0	\$9,363	5	0	2	2	\$6,296
2	6	2	1	0	2	2	0	0	\$17,100	4	0	1	0	\$813
3	5	1	0	0	2	0	0	0	\$768	4	1	0	0	\$3,124
4	6	1	1	3	2	1	0	1	\$14,450	6	0	2	2	\$4,701
5	2	1	1	0	0	0	0	0	\$0	2	1	1	0	\$18,200
6	3	1	2	0	2	0	2	0	\$8,700	4	1	1	1	\$53,423
7	7	1	2	0	3	0	2	0	\$5,000	5	1	0	0	\$2,399
8	4	0	0	0	2	0	0	0	\$260	18	3	1	2	\$1,305

Horse Specialized Records						
Record on Mud				60+ Day Layoff (wins/starts)		Average Winning Distance
St	1	2	3	1st-2nd Race Back	3rd-4th Race Back	
1	0	0	1			6.0
3	0	2	1	1/2	0/2	6.0
4	0	1	0	0/2	1/2	6.0
1	0	0	0	0/2	0/2	5.0
2	0	1	1			6.0
0	0	0	0			5.5
1	0	1	0			6.0
0	0	0	0			6.0
7	2	1	0	0/2	0/2	8.3

Jockey-Trainer-Horse "Connections"														
P	Jockey	Trainer	Jockey/Trainer			Jockey/Horse			Trainer/Horse					
			St	W%	P%	S%	St	W%	P%	S%	St	W%	P%	S%
1	Chavez Jorge F	Contessa Gary C	10	30	0	30	2	50	0	50	2	50	0	50
1A	Napravnik A R	Contessa Gary C	28	7	29	14	3	33	0	0	8	13	25	25
2	Maragh Rajiv	Ryan Derek S	5	20	0	20	1	100	0	0	6	33	17	0
3	Bocachica Orlando	Saccardo George A	1	0	100	0	0	0	0	0	6	17	0	0
4	Russell Sheldon	Hushion Michael E	7	43	14	29	2	50	0	50	8	13	25	38
5	Coa Eibar	Violette Jr Richard A	42	14	26	14	1	100	0	0	2	50	50	0
6	Espinoza Jose L	Martin Carlos F	8	13	13	0	1	0	100	0	6	17	50	17
7	Castro Eddie	Arroyo Enrique	9	33	22	11	0	0	0	0	8	13	25	0
8	Richards Gary	Chin Peter A	14	0	0	7	0	0	0	0	1	0	0	0

Specialized Trainer Statistics				
Trainer	Trainer Statistics (wins/starts)			
	Claim	Layoff	1st Time	2YrOld
19/96	11/100	3/79	17/158	
19/96	11/100	3/79	17/158	
0/4	1/7	3/24	9/57	
	1/3	1/6	1/10	
1/2	5/31	3/22	2/25	
0/2	9/45	5/24	8/37	
0/1	3/17	1/15	5/29	
5/32	1/9	0/4	2/13	
0/2	0/3	0/1		

Last Three Races - Race Details																			
P#	Last Race						Second Race Back						Third Race Back						
	Days	Trk	Cnd	D-S	CR	 Finish	Days	Trk	Cnd	D-S	CR	 Finish	Days	Trk	Cnd	D-S	CR	 Finish	
1	34	Aqu	ft	6f	□	81 85 16	58	Aqu	sy	6f	□	72 63 33½							
1A	21	Aqu	ft	6f	□	94 77 53½	33	Aqu	ft	1½	□	94 76 41½	55	Aqu	ft	6f	□	81 93 11	
2	23	Aqu	ft	6f	□	76 82 12½	44	Pha	ft	6f	□	69 73 12½	73	Pha	fz	5½f	□	63 53 6½	
3	21	Aqu	ft	6f	□	94 62 810	56	Aqu	ft	170	□	80 51 529	82	Aqu	ft	6f	□	88 73 55½	
4	27	Aqu	ft	6f	□	103 103 31	51	Aqu	ft	6f	□	85 93 16½	68	Aqu	gd	6f	□	88 78 33½	
5	82	Aqu	ft	6f	□	88 84 2nd	239	Bel	ft	5½f	□	87 92 15½							
6	33	Aqu	ft	1½	□	94 90 28½	58	Aqu	sy	6f	□	90 81 213	89	Aqu	ft	170	□	92 94 39½	
7	23	Aqu	ft	6f	□	76 76 22½	40	Aqu	ft	6f	□	85 66 23½	62	Aqu	ft	6f	□	84 63 47½	
8	6	Aqu	ft	170	□	93 62 719	33	Aqu	ft	170	□	98 48 923	69	Aqu	my	170	□	92 45 1025	

Specialized Sire Statistics			
Sire	Sire's Foals' Win Percent		
	All	Turf	2yos Stakes
15	8	16	15
12	3	11	16
16	13	14	15
11	3	16	0
10	3	7	30
17	0	18	42
16	7	20	16
16	13	14	15
14	13	13	14

4 AQUEDUCT - SATURDAY, MARCH 7, 2009

PURSE \$29,000

• Maiden Claiming \$25,000
 POST 1:55P • 6 Furlongs - Inner Dirt - Ages 3
 • CR: 75 (Par of 1:12.66)

INNER DIRT FOR MAIDENS, FILLIES AND MARES THREE YEARS OLD AND UPWARD FOALED IN NEW YORK
 STATE AND APPROVED BY THE NEW YORK STATE-BRED REGISTRY. Three Year Olds, 118 lbs.; Older, 123 lbs.
 Claiming Price \$25,000.

Exacta, Quinella, Trifecta, Pick 3
 Races (4-6), Daily Double Wagers

Top Power			Top Speed			Top Class			Top Pace (Running Style)		
2	Crimsons Gold	60.7	2	Crimsons Gold	56	1A	Stormie Gray	81	2	Crimsons Gold	1.3
4	Scott's Choice	59.8	6	True Intent	54	5	Sassification	80	8	Wiseman's Jet	2.3
1A	Stormie Gray	56.6	4	Scott's Choice	51	10	Princess Maura	79	4	Scott's Choice	2.6

Todays Key Race Information						
P#	Horse	Post	Power Rating	Morning Line	Weight	Last Race Med-Equip
1	Giorni Felice	1	NA	10/1	111	
1A	Stormie Gray	6	56.6	10/1	118	On L
2	Crimsons Gold	2	60.7	4/1	123	On Lf
3	Pitch Fork Queen	3	47.2	15/1	123	On L
4	Scott's Choice	4	59.8	2/1	123	On L
5	Sassification	5	52.9	15/1	111	1st b
6	True Intent	7	56.3	8/1	113	2nd L
7	Poof Poof	8	42.8	10/1	118	On Lb
8	Wiseman's Jet	9	52.6	12/1	118	On Lb
9	Fivefifteen	10	53.2	6/1	118	2nd L
10	Princess Maura	11	51.9	10/1	118	On L

Key Ratings								
Average Speed Figures			Average Class Ratings			Pace (Running Style) Ratings		
All Races	Todays Dist/Surf		All Races	Todays Dist/Surf		Early	Middle	Finish
NA	NA		NA	NA				
56	47		82	81		5.3	5.3	4.6
56	56		71	71		1.3	1.9	4.9
45	45		68	68		5.9	5.8	5.7
58	51		73	72		2.6	2.5	3.8
40	47		80	80		3.4	4.1	6.3
54	54		77	77		5.0	5.0	6.0
43	37		70	68		5.3	5.5	5.6
40	40		75	75		2.3	4.3	6.1
39	39		71	71		3.0	4.0	4.0
21	21		79	79		3.2	3.8	8.1

Horse Records														
P#	Dirt-Sprints				For The Year 2009					For The Year 2008				
	St	1	2	3	St	1	2	3	\$/Start	St	1	2	3	\$/Start
1	0	0	0	0	0	0	0	0	\$0	0	0	0	0	\$0
1A	2	0	0	1	2	0	0	1	\$1,020	4	0	0	1	\$1,476
2	2	0	0	0	1	0	0	0	\$950	1	0	0	0	\$55
3	2	0	0	0	2	0	0	0	\$423	0	0	0	0	\$0
4	5	0	0	1	3	0	0	2	\$3,483	6	0	0	2	\$3,138
5	5	0	0	0	5	0	0	1	\$748	3	0	0	0	\$237
6	1	0	0	0	1	0	0	0	\$205	0	0	0	0	\$0
7	5	0	0	1	4	0	0	2	\$1,105	6	0	0	1	\$602
8	4	0	1	0	2	0	1	0	\$1,637	2	0	0	0	\$1,093
9	1	0	0	0	1	0	0	0	\$950	0	0	0	0	\$0
10	2	0	0	0	2	0	0	0	\$196	0	0	0	0	\$0

Horse Specialized Records									
P#	Record on Mud				60+ Day Layoff (wins/starts)				Average Winning Distance
	St	1	2	3	1st-2nd Race Back	3rd-4th Race Back			
	0	0	0	0					
	0	0	0	0					
	0	0	0	0					
	0	0	0	0					
	3	0	0	1	0/2		0/2		
	3	0	0	1					
	0	0	0	0					
	3	0	0	0					
	0	0	0	0					
	0	0	0	0					

Jockey-Trainer-Horse "Connections"																
P	Jockey	Trainer	Jockey/Trainer				Jockey/Horse				Trainer/Horse					
			St	W%	P%	S%	St	W%	P%	S%	St	W%	P%	S%		
1	Berrios Cruz Joseph	Sciaccia Gary	9	0	0	22	0	0	0	0	0	0	0	0	0	0
1A	Castro Eddie	Sciaccia Gary	0	0	0	0	0	0	0	0	6	0	0	33		
2	Maragh Rajiv	Maragh Collin	10	20	10	10	0	0	0	0	0	0	0	0		
3	Napravnik A R	Campo Jr John P	23	13	13	9	2	0	0	0	2	0	0	0		
4	Migliore Richard	McLaughlin Kiaran P	31	35	16	10	1	0	0	100	9	0	0	44		
5	Casey Amanda J	Jablow Michael	0	0	0	0	0	0	0	0	8	0	0	13		
6	Lopez Erick	Martin Sr Frank	0	0	0	0	0	0	0	0	1	0	0	0		
7	Fragoso Pablo	Schwartz Scott M	2	0	0	0	1	0	0	0	3	0	0	25		
8	Russell Sheldon	Carroll II Del W	1	0	100	0	1	0	100	0	0	33	0			
9	Coa Eibar	Contessa Gary C	56	11	14	16	0	0	0	0	1	0	0	0		
10	Lopez Charles C	Schosberg Richard E	4	0	25	0	1	0	0	0	2	0	0	0		

Specialized Trainer Statistics				
Trainer	Trainer Statistics (wins/starts)			
	Claim	Layoff	1st Time	2YrOld
	1/4	0/15	1/13	3/32
	1/4	0/15	1/13	3/32
	1/2	0/4	0/1	1/7
	0/1	0/3	0/9	0/11
		21/78	17/71	27/94
		0/1	0/5	2/8
	0/1	0/10	0/4	0/6
	2/5	1/10	1/8	3/28
		1/11	0/7	0/4
	19/96	11/100	3/79	17/158
	0/6	0/17	0/12	1/13

Last Three Races - Race Details																			
P#	Last Race						Second Race Back						Third Race Back						
	Days	Trk	Cnd	D-S	CR	Finish	Days	Trk	Cnd	D-S	CR	Finish	Days	Trk	Cnd	D-S	CR	Finish	
1																			
1A	30	Aqu	ft	6f		78 52 3 8 1/2	43	Aqu	ft	1 ⁷⁰		80 34 6 22	65	Aqu	ft	6f		83 42 5 14	
2	54	Aqu	ft	6f		67 57 4 3 1/2	65	Aqu	ft	6f		75 54 7 7							
3	8	Aqu	ft	6f		67 49 4 4 1/2	20	Aqu	ft	6f		68 41 7 15							
4	8	Aqu	ft	1 ⁷⁰		75 62 3 2 1/2	30	Aqu	ft	1		73 75 3 2 1/2	62	Aqu	ft	6f		66 54 4 6 3/4	
5	21	Aqu	ft	6f		65 36 6 17	30	Aqu	ft	6f		78 48 4 9 3/4	43	Aqu	ft	1 ⁷⁰		80 11 7 36	
6	18	Aqu	ft	6f		77 54 6 14													
7	14	Aqu	ft	1 ⁷⁰		66 50 5 6 1/2	28	Aqu	ft	1 ⁷⁰		73 56 6 9 1/2	43	Aqu	ft	1 ⁷⁰		80 50 3 12	
8	8	Aqu	ft	6f		67 53 2 2 1/2	43	Aqu	ft	6f		76 32 8 20	83	Aqu	ft	6f		77 8 1 13 3/4	
9	5	Aqu	ft	6f		71 39 4 4													
10	13	Aqu	ft	6f		80 0 1 13 7	27	Aqu	ft	6f		78 41 7 19							

Specialized Sire Statistics				
Sire	Foals' Win Percent			
	All	Turf	2yos	Stakes
	10	3	7	30
	16	13	14	15
	13	14	11	12
	11	10	12	15
	13	9	12	11
	16	13	15	11
	12	12	10	9
	13	11	12	13
	11	8	8	13
	14	4	9	14
	17	13	18	16

5 AQUEDUCT - SATURDAY, MARCH 7, 2009

• Claiming \$10,000
 POST 2:24P • 6 Furlongs - Inner Dirt - Ages 4
 • CR: 104 (Par of 1:10.49)

INNER DIRT FOR FOUR YEAR OLDS AND UPWARD WHICH HAVE NEVER WON THREE RACES OR FOUR YEAR OLDS. Weight, 123 lbs. Non-winners of two races since January 7 Allowed 3 lbs. Claiming Price \$10,000 (Races where entered for \$7,500 or less not considered).

PURSE \$29,000

Exacta, Trifecta, Pick 3 Races (5-7),
 Pick 6 Races (5-10) Daily Double
 Wagers

Top Power		
6	Make The Point	91.1
9	Energy Center	88.6
4	True Rebel	85.7

Top Speed		
4	True Rebel	87
6	Make The Point	87
3	Spring Manners	85

Top Class		
6	Make The Point	99
1A	Fort Drum	98
11	Minister's Appeal	97

Top Pace (Running Style)		
6	Make The Point	2.0
9	Energy Center	2.3
1	Another Foose	2.5

Today's Key Race Information

P#	Horse	Post	Power Rating	Morning Line	Weight	Lasix	Last Race Med-Equip
1	Another Foose	2	83.4	3/1	120	On	L
1A	Fort Drum	6	75.0	3/1	120	On	Lbf
2	Its A Grandslam	1	80.3	10/1	120	On	Lf
3	Spring Manners	3	78.8	9/2	120	On	Lbf
4	True Rebel	4	85.7	4/1	120	On	Lb
5	Peperoni	5	72.8	30/1	115	On	L
6	Make The Point	7	91.1	5/1	115	On	Lf
7	Prince Raffie	8	70.4	15/1\$	120	On	Lb
8	Jumping The Fence	9	73.2	30/1	120	On	Lf
9	Energy Center	10	88.6	8/1	120	On	Lb
10	Confirmondi	11	81.8	8/1	120	On	Lb
11	Minister's Appeal	12	81.3	30/1	120	On	Lb

Key Ratings

Average Speed Figures				Average Class Ratings				Pace (Running Style) Ratings		
All Races	Today's	Dist/Surf		All Races	Today's	Dist/Surf		Early	Middle	Finish
73	73			87	87			2.5	2.7	4.1
82	79			95	98			4.4	4.1	5.1
75	75			88	88			4.1	4.1	5.0
83	85			91	93			7.6	6.4	3.3
88	87			93	94			5.5	4.3	2.4
75	74			96	93			7.3	7.5	5.7
85	87			100	99			2.0	2.3	4.9
82	NA			94	NA			5.2	5.3	5.2
64	64			79	79			4.0	4.4	4.7
82	81			90	90			2.3	2.4	3.4
73	72			83	82			2.9	2.7	3.6
75	71			96	97			3.1	3.6	6.0

Horse Records

P#	Dirt-Sprints					For The Year 2009					For The Year 2008				
	St	1	2	3		St	1	2	3	\$/Start	St	1	2	3	\$/Start
1	5	2	1	0		1	0	0	0	\$260	3	1	1	0	\$12,416
1A	8	2	0	2		3	0	0	0	\$343	4	1	1	1	\$19,825
2	9	2	1	0		2	0	0	0	\$300	7	2	1	0	\$4,491
3	13	1	2	6		4	1	0	2	\$3,300	11	0	3	4	\$2,969
4	24	5	9	6		3	1	0	2	\$4,400	16	4	7	4	\$7,169
5	21	1	1	4		2	0	0	0	\$305	17	1	0	3	\$3,322
6	13	5	1	0		4	1	1	0	\$4,756	8	3	0	0	\$6,914
7	1	0	0	0		0	0	0	0	\$0	0	0	0	0	\$0
8	14	3	1	0		1	0	0	0	\$64	10	3	0	0	\$2,575
9	17	6	1	0		2	0	0	0	\$690	11	5	0	0	\$5,830
10	11	2	2	2		1	0	0	1	\$1,600	8	2	2	1	\$3,276
11	22	2	4	1		4	0	0	0	\$101	9	0	2	0	\$1,882

Horse Specialized Records

P#	Record on Mud				60+ Day Layoff (wins/starts)				Average Winning Distance
	St	1	2	3	1st-2nd Race Back	3rd-4th Race Back			
1	0	0	0	0				6.0	
2	0	1	0	0	0/2		0/2	6.0	
3	0	0	0	0	1/2		0/2	5.8	
4	0	1	1	1				7.0	
7	3	2	0	0				5.9	
3	0	1	0	0	0/2		1/2	5.8	
2	1	0	0	0	1/2		0/2	6.1	
1	0	0	1	0				8.8	
3	0	1	0	0				5.8	
1	1	0	0	0				5.7	
3	1	0	1	1				6.0	
1	0	0	0	0				6.0	

Jockey-Trainer-Horse "Connections"

P	Jockey	Trainer	Jockey/Trainer			Jockey/Horse			Trainer/Horse					
			St	W%	P%	S%	St	W%	P%	S%	St	W%	P%	S%
1	Morales Pablo	Contessa Gary C	202	16	17	11	1	0	0	0	5	40	20	0
1A	Coa Eibar	Contessa Gary C	56	11	14	16	2	50	0	50	6	17	0	17
2	Napravnik AR	Barbara Robert	0	0	0	0	2	0	0	0	0	0	0	0
3	Maragh Rajiv	Lake Scott A	24	17	0	29	4	25	0	50	5	20	0	60
4	Bocachica Orlando	DiPrima Gregory	2	0	0	50	0	0	0	0	4	25	0	50
5	Santiago Victor	Ortiz Paulino O	2	0	0	50	0	0	0	0	0	0	0	0
6	Lopez Erick	Arroyo Enrique	9	0	11	0	1	0	100	0	7	29	14	0
7	Hill Channing	Brown Bruce R	16	13	0	6	1	0	0	0	0	0	0	0
8	Bermudez Jose E	Rojas Osvaldo	2	0	0	0	4	0	25	0	8	0	13	0
9	Sanchez Jeffrey	Gullo Gary P	6	17	17	0	0	0	0	0	0	0	0	0
10	Rodriguez Rudy R	Dutrow Jr Richard E	18	22	6	22	0	0	0	0	0	0	0	0
11	Espinoza Jose L	DiSanto Glenn B	12	0	33	0	2	0	0	0	13	0	8	0

Specialized Trainer Statistics

Trainer	Trainer Statistics (wins/starts)			
	Claim	Layoff	1st Time	2YrOld
19/96	11/100	3/79	17/158	
19/96	11/100	3/79	17/158	
0/3	0/10	1/13	4/28	
60/214	15/87	3/16	10/37	
7/45	0/2			
0/7	0/6	0/1	0/6	
5/32	1/9	0/4	2/13	
8/30	0/2	1/10	2/12	
3/6	0/3	0/3	0/4	
0/6	5/14	0/4	0/7	
7/30	14/69	5/35	14/63	
0/3	0/2	1/7		

Last Three Races - Race Details

P#	Last Race						Second Race Back						Third Race Back					
	Days	Trk	Cnd	D-S	CR	Finish	Days	Trk	Cnd	D-S	CR	Finish	Days	Trk	Cnd	D-S	CR	Finish
1	15	Aqu	gd	6f	100	50 7 ² ₁	393	Aqu	ft	6f	90	71 6 ⁷	411	Aqu	ft	6f	80	83 1 ⁶ ₂
1A	33	Aqu	ft	1	98	86 5 ¹³	41	Aqu	ft	6f	104	74 10 ¹³	62	Aqu	ft	6f	101	67 10 ¹⁷
2	30	Aqu	ft	6f	94	83 5 ⁸	50	Aqu	ft	6f	99	80 7 ⁹	70	Crc	ft	5 ¹ ₂ f	89	85 1 ² ₂
3	13	Aqu	ft	6f	98	87 3 ⁵ ₂	30	Aqu	ft	6f	94	92 3 ³ ₂	50	Aqu	ft	6f	91	91 1 nd
4	40	Aqu	ft	6f	99	81 3 ⁴ ₁	47	Aqu	ft	6f	99	92 3 ¹ ₂	64	Aqu	ft	6f	97	105 1 ⁷
5	47	Aqu	ft	6f	99	83 5 ⁵ ₂	62	Aqu	ft	6f	101	79 7 ¹¹	91	Aqu	ft	5 ¹ ₂ f	93	72 7 ⁷ ₂
6	13	Aqu	ft	6f	98	97 2 ² ₂	24	Pha	ft	6 ¹ ₂ f	106	57 6 ²⁵	41	Aqu	ft	6f	104	87 9 ¹¹
7	464	Aqu	ft	1 ⁷⁰	95	77 6 ⁵	488	Aqu	fm	1	95	85 5 ⁵	525	Bel	fm	6f	94	77 10 ⁶
8	30	Aqu	ft	6f	94	75 7 ¹²	125	FL	ft	6f	75	72 1 ¹ ₂	146	FL	ft	5 ¹ ₂ f	78	64 4 ⁴ ₁
9	40	Aqu	ft	6f	99	80 5 ⁵	61	Aqu	ft	6f	99	80 5 ¹¹	82	Pha	ft	6f	106	97 6 ⁴ ₁
10	57	Aqu	gd	6f	97	84 3 ¹ ₂	69	Aqu	my	6f	90	86 1 ² ₂	93	Aqu	ft	6f	82	94 1 ³ ₂
11	13	Aqu	ft	6f	98	68 6 ¹⁴	35	Aqu	ft	6f	97	70 7 ⁸	41	Aqu	ft	6f	104	65 12 ²¹

Specialized Sire Statistics

Sire	Foals' Win Percent			
	All	Turf	2yos	Stakes
16	17	19	18	
11	8	8	13	
15	14	17	14	
9	13	4	17	
15	6	15	14	
12	13	8	9	
16	9	16	12	
14	6	4	13	
15	8	16	15	
13	9	13	15	
15	7	15	15	
11	6	11	20	

6 AQUEDUCT - SATURDAY, MARCH 7, 2009

PURSE \$55,000

• Optional Claiming \$75,000
 POST 2:52P • 6 Furlongs - Inner Dirt - Age 3
 • CR: 94 (Par of 1:11.24)

INNER DIRT (UP TO \$10,450 NYSBFOA) FOR THREE YEAR OLDS WHICH HAVE NEVER WON A RACE OTHER THAN MAIDEN, CLAIMING, STARTER, OR RESTRICTED OR WHICH HAVE NEVER WON TWO RACES OR OPTIONAL CLAIMING PRICE OF \$75,000. Weight, 122 lbs. Non-winners of \$24,000 since January 7 Allowed 2 lbs. Non-winners of a race since then Allowed 4 lbs. (Races where entered for \$50,000 or less not considered in allowances).
 Exacta, Trifecta, Super (10 cent), Pick 3 Races (6-8), Grand Slam Races (6-9) Daily Double Wagers


Top Power		
9	Fellow Crasher	87.1
8	Counter Move	84.4
1	That's Rich	82.1

Top  Speed		
9	Fellow Crasher	95
8	Counter Move	90
1	That's Rich	84

Top Class		
9	Fellow Crasher	96
4	Kickapoo	96
7	In Speight Of It	92

Top Pace (Running Style)		
2	Hatfield	2.2
6	Mike From Queens	2.7
3	Wild Proof	3.1

Todays Key Race Information						
P#	Horse	Post	Power Rating	Morning Line	Weight	Last Race Med-Equip
1	That's Rich	1	82.1	10/1	122	On Lf
2	Hatfield	2	81.8	9/2	122	On L
3	Wild Proof	3	76.1	12/1	118	On Lb
4	Kickapoo	4	75.8	8/1	118	On L
5	Higher Place	5	71.6	6/1	122	On L
6	Mike From Queens	6	77.8	7/2	118	On L
7	In Speight Of It	7	65.9	30/1	118	On Lb
8	Counter Move	8	84.4	8/1	118	2nd Lf
9	Fellow Crasher	9	87.1	5/2	113	On L


















Key Ratings								
Average  Speed Figures			Average Class Ratings			Pace (Running Style) Ratings		
All Races	Todays	Dist/Surf	All Races	Todays	Dist/Surf	Early	Middle	Finish
73	84		91	91		3.3	3.7	3.4
82	80		81	74		2.2	2.1	1.3
68	68		85	92		3.1	3.8	5.2
64	65		89	96		3.2	5.0	5.4
76	76		82	82		4.1	3.3	3.9
70	57		89	84		2.7	2.7	3.9
64	64		92	92		7.7	6.8	5.4
90	90		85	85		4.1	2.5	1.0
86	95		92	96		4.2	4.8	3.4

Horse Records														
P#	Dirt-Sprints				For The Year 2009				For The Year 2008					
	St	1	2	3	St	1	2	3	S/Start	St	1	2	3	S/Start
1	3	2	0	1	2	1	0	1	\$15,050	2	1	0	0	\$13,968
2	1	1	0	0	2	2	0	0	\$19,800	0	0	0	0	\$0
3	4	1	0	1	0	0	0	0	\$0	4	1	0	1	\$8,285
4	3	1	0	0	1	0	0	0	\$370	2	1	0	0	\$11,100
5	3	2	0	0	1	1	0	0	\$25,800	2	1	0	0	\$8,580
6	4	2	1	0	2	0	0	2	\$8,892	5	2	1	0	\$11,246
7	6	1	0	0	0	0	0	0	\$0	6	1	0	0	\$8,280
8	1	1	0	0	0	0	0	0	\$0	1	1	0	0	\$13,730
9	7	2	2	3	1	0	0	1	\$7,006	6	2	2	2	\$15,540

Horse Specialized Records							
Record on Mud	60+ Day Layoff (wins/starts)			Average Winning Distance			
	St	1	2		3	1st-2nd Race Back	3rd-4th Race Back
1	0	0	0	1			5.8
0	0	0	0	0			7.0
1	0	0	0	0	0/2		5.0
0	0	0	0	0			4.5
1	1	0	0	0	2/2		6.0
0	0	0	0	0			6.5
1	0	0	0	0			6.0
0	0	0	0	0			5.5
1	0	1	0	0	0/2	0/2	5.0

Jockey-Trainer-Horse "Connections"														
P	Jockey	Trainer	Jockey/Trainer			Jockey/Horse			Trainer/Horse					
			St	W%	P%	S%	St	W%	P%	S%	St	W%	P%	S%
1	Luzzi Michael J	Schwartz Scott M	11	18	9	9	4	50	0	25	4	50	0	25
2	Chavez Jorge F	Contessa Gary C	10	30	0	30	2	100	0	0	1	100	0	0
3	Castro Eddie	Perkins Jr Benjamin W	10	40	10	10	0	0	0	0	4	25	0	25
4	Coa Eibar	Pletcher Todd A	58	22	9	12	0	0	0	0	3	33	0	0
5	Lopez Charles C	Asmussen Steven M	0	0	0	0	0	0	0	0	3	67	0	0
6	Maragh Rajiv	Levine Bruce N	191	20	19	13	2	0	0	100	7	29	14	29
7	Napravnik A R	Iwinski Allen	0	0	0	0	0	0	0	0	0	0	0	0
8	Garcia Alan	McLaughlin Kiaran P	224	32	10	13	0	0	0	0	0	0	0	0
9	Russell Sheldon	Dutrow Anthony W	49	16	22	22	1	0	100	0	7	29	29	43

Specialized Trainer Statistics				
Trainer	Trainer Statistics (wins/starts)			
	Claim	Layoff	1st Time	2YrOld
2/5	1/10	1/8	3/28	
19/96	11/100	3/79	17/158	
0/3	2/28	0/23	8/47	
	31/170	28/153	44/275	
9/42	58/265	46/286	159/757	
22/56	20/64	3/41	11/63	
0/1	1/5	0/13	2/25	
	21/78	17/71	27/94	
14/35	12/61	9/60	30/117	

Last Three Races - Race Details																			
P#	Last Race						Second Race Back						Third Race Back						
	Days	Trk	Cnd	D-S	CR	 Finish	Days	Trk	Cnd	D-S	CR	 Finish	Days	Trk	Cnd	D-S	CR	 Finish	
1	21	Aqu	ft	6f	 94	85 1½	58	Aqu	sy	6f	 90	77 3½	89	Aqu	ft	1 ⁷⁰	 92	40 9 ⁴³	
2	7	Aqu	ft	1	 87	83 11	33	Aqu	ft	6f	 74	80 11 ⁰							
3	160	Mth	sy	6f	91	58 6 ¹⁶	187	Mth	ft	6f	93	78 5 ¹⁰	250	Mth	ft	5f	78	78 11 ³	
4	35	GP	ft	6f	96	65 6 ¹⁵	292	Mth	ft	4½f	79	71 13½	336	Kee	ft	4½f	 93	57 6 ¹³	
5	50	Aqu	ft	6f	 85	92 15½	84	Aqu	gd	6f	 83	83 11½	151	Med	ft	6f	77	52 8 ¹⁴	
6	27	Aqu	ft	1½	 101	81 39¾	62	Aqu	ft	1 ⁷⁰	 96	85 33¾	98	Aqu	ft	7f	87	82 11½	
7	66	Pha	ft	6½f	92	57 4 ¹⁸	92	Aqu	ft	6f	 101	74 58½	144	Bel	ft	6f	95	36 5 ²⁹	
8	96	TP	ft	5½f	 85	90 11½													
9	46	Aqu	ft	6f	 99	94 39¾	92	Aqu	ft	6f	 101	90 21½	118	Del	sy	5½f	95	103 21	

Specialized Sire Statistics				
Sire's	Fools' Win Percent			
	All	Turf	2yos	Stakes
13	4	14	6	
14	12	14	14	
16	7	17	8	
18	13	17	21	
17	10	17	12	
16	3	19	12	
22	14	19	23	
16	7	17	8	
17	8	21	16	

7 AQUEDUCT - SATURDAY, MARCH 7, 2009

POST 3:20P
 • Maiden Special
 • 6 Furlongs - Inner Dirt - Age 3
 • CR: 87 (Par of 1:11.76)

INNER DIRT FOR MAIDENS, FILLIES THREE YEARS OLD FOALD IN NEW YORK STATE AND APPROVED BY THE NEW YORK STATE-BRED REGISTRY. Weight, 120 lbs.

PURSE \$51,000
 Exacta, Trifecta, Super (10 cent), Pick 3 Races (7-9), \$250,000 Guaranteed Pick 4 Races (7-10), Daily Double Wagers


Top Power		
1	Imthequeenofqueens	76.7
9	Lilith's Dream	71.2
12	Olde Glamour	63.5

Top  Speed		
1	Imthequeenofqueens	80
6	For Love Alone	68
12	Olde Glamour	59

Top Class		
12	Olde Glamour	82
1	Imthequeenofqueens	81
10	Timber Pride	80

Top Pace (Running Style)		
9	Lilith's Dream	1.2
1	Imthequeenofqueens	4.1
10	Timber Pride	4.6

Todays Key Race Information						
P#	Horse	Post	Power Rating	Morning Line	Weight	Last Race Med-Equip
1	Imthequeenofqueens	1	76.7	9/2	120	On Lb
2	Not Ja Mama	2	NA	7/2	120	1st
3	Roaring Ghost	3	NA	12/1	120	1st
4	Pebo's Jet	4	55.9	15/1	120	2nd L
5	Liberty Lace	5	NA	15/1	120	1st
6	For Love Alone	6	61.0	6/1	120	On L
7	A Smart Judge	7	NA	20/1	120	
8	Jet's Tradition	8	NA	8/1	120	
9	Lilith's Dream	9	71.2	15/1	120	2nd L
10	Timber Pride	10	61.5	30/1	120	1st f
11	Banker's Buy	11	NA	4/1	120	
12	Olde Glamour	12	63.5	15/1\$	120	On Lb













Key Ratings								
Average  Speed Figures			Average Class Ratings			Pace (Running Style) Ratings		
All Races	Todays	Dist/Surf	All Races	Todays	Dist/Surf	Early	Middle	Finish
66	80		82	81		4.1	3.0	3.1
NA	NA		NA	NA				
NA	NA		NA	NA				
51	51		80	80		7.7	5.4	5.4
NA	NA		NA	NA				
63	68		80	79		5.9	4.9	3.6
NA	NA		NA	NA				
NA	NA		NA	NA				
64	NA		59	NA		1.2	2.5	3.8
53	53		80	80		4.6	4.6	4.6
NA	NA		NA	NA				
65	59		84	82		5.9	4.0	3.2

Horse Records														
P#	Dirt-Sprints				For The Year 2009				For The Year 2008				S/Start	
	St	1	2	3	St	1	2	3	St	1	2	3		
1	5	0	3	1	1	0	0	1	\$4,100	4	0	3	0	\$7,350
2	0	0	0	0	0	0	0	0	\$0	0	0	0	0	\$0
3	0	0	0	0	0	0	0	0	\$0	0	0	0	0	\$0
4	1	0	0	0	1	0	0	0	\$117	0	0	0	0	\$0
5	0	0	0	0	0	0	0	0	\$0	0	0	0	0	\$0
6	2	0	1	0	3	0	1	1	\$4,543	0	0	0	0	\$0
7	0	0	0	0	0	0	0	0	\$0	0	0	0	0	\$0
8	0	0	0	0	0	0	0	0	\$0	0	0	0	0	\$0
9	1	0	0	1	0	0	0	0	\$0	1	0	0	1	\$3,410
10	1	0	0	0	1	0	0	0	\$118	0	0	0	0	\$0
11	0	0	0	0	0	0	0	0	\$0	0	0	0	0	\$0
12	2	0	0	0	2	0	2	0	\$8,400	3	0	0	0	\$2,150

Horse Specialized Records									
Record on Mud	60+ Day Layoff (wins/starts)			Average Winning Distance					
	St	1	2		3	1st-2nd Race Back	3rd-4th Race Back		
1	0	0	0	0					
0	0	0	0	0					
0	0	0	0	0					
0	0	0	0	0					
0	0	0	0	0					
0	0	0	0	0					
0	0	0	0	0					
0	0	0	0	0					
0	0	0	0	0					
0	0	0	0	0					
0	0	0	0	0					
1	0	0	0	0					

Jockey-Trainer-Horse "Connections"														
P	Jockey	Trainer	Jockey/Trainer				Jockey/Horse				Trainer/Horse			
			St	W%	P%	S%	St	W%	P%	S%	St	W%	P%	S%
1	Luzzi Michael J	Albertrani Thomas	13	0	8	8	0	0	0	0	5	0	60	20
2	Garcia Alan	McLaughlin Kiaran P	224	32	10	13	0	0	0	0	0	0	0	0
3	Castro Eddie	Benzel Seth	5	20	20	20	0	0	0	0	0	0	0	0
4	Hill Channing	Brown Bruce R	16	13	0	6	1	0	0	0	1	0	0	0
5	Chavez Jorge F	Contessa Gary C	10	30	0	30	0	0	0	0	0	0	0	0
6	Napravnik A R	Bush Thomas M	1	0	100	0	1	0	100	0	3	0	33	33
7	Samyn Jean-Luc	Hertler John O	15	13	7	7	0	0	0	0	0	0	0	0
8	Coa Eibar	Dutrow Jr Richard E	10	30	20	10	0	0	0	0	0	0	0	0
9	Lopez Charles C	Aquilino Joseph	1	0	0	0	0	0	0	0	0	0	0	0
10	Thompson Winston A	Barrow Paul W	7	0	0	29	1	0	0	0	1	0	0	0
11	Maragh Rajiv	McGaughey III C R	2	0	50	50	0	0	0	0	0	0	0	0
12	Fuentes Raymundo D	Martin Sr Frank	0	0	0	0	0	0	0	0	5	0	40	0

Specialized Trainer Statistics				
Trainer	Trainer Statistics (wins/starts)			
	Claim	Layoff	1st Time	2YrOld
0/1	6/38	7/52	9/59	
	21/78	17/71	27/94	
	0/2	1/25	5/53	
8/30	0/2	1/10	2/12	
19/96	11/100	3/79	17/158	
0/1	4/22	3/24	6/50	
	2/16	1/10	0/9	
7/30	14/69	5/35	14/63	
0/8	0/2	0/7	1/16	
0/2	1/17	0/16	0/13	
	7/43	4/28	5/30	
0/1	0/10	0/4	0/6	

Last Three Races - Race Details																
P#	Last Race					Second Race Back					Third Race Back					
	Days	Trk	Cnd	D-S	CR  Finish	Days	Trk	Cnd	D-S	CR  Finish	Days	Trk	Cnd	D-S	CR  Finish	
1	54	Aqu	ft	6f	 81 79 35½	99	Aqu	ft	7f	84 61 21½	149	Bel	ft	6½f	83 85 2½	
2																
3																
4	13	Aqu	ft	6f	 80 51 71½											
5																
6	18	Aqu	ft	6f	 77 83 21	43	Aqu	ft	1	 83 53 312	62	Aqu	ft	6f	 80 52 516	
7																
8																
9	153	Pha	ft	5f	59 64 311											
10	13	Aqu	ft	6f	 80 53 610											
11																
12	43	Aqu	ft	1	 83 68 23	64	Aqu	ft	170	 84 67 24½	83	Aqu	ft	170	 87 72 411	

Specialized Sire Statistics			
Sire's Foals'	Win Percent		
	All	Turf	2yos Stakes
15	14	15	16
16	13	17	16
11	17	8	0
13	7	12	16
11	10	12	15
16	13	17	16
11	9	10	11
13	7	12	16
16	13	14	15
12	10	11	4
16	12	18	18
15	9	14	6

8 AQUEDUCT - SATURDAY, MARCH 7, 2009

PURSE \$100,000

POST 3:49P
 • Stakes
 • 6 Furlongs - Inner Dirt - Ages 3
 • CR: 115 (Par of 1:09.66)

Toboggan H. - Grade 3 INNER DIRT FOR THREE YEAR OLDS AND UPWARD. By subscription of \$100 each, which should accompany the nomination; A supplemental nomination fee of \$1,000 may be made by the closing time of entries. \$500 to pass the entry box; \$500 to start, with \$100,000 added. All entrants will be required to pay entry and starting fees. The added money and all fees to be divided 60% to the winner, 20% to second, 10% to third.

Exacta, Trifecta, Super (10 cent), Pick 3 Races (8-10), Daily Double Wagers


Top Power		
2	Eternal Star	105.5
3	Place Your Bet	103.3
7	Saint Daimon	103.0

Top  Speed		
9	Ah Day	109
2	Eternal Star	107
4	Joey P	103

Top Class		
9	Ah Day	114
3	Place Your Bet	111
8	Grand Champion	111

Top Pace (Running Style)		
7	Saint Daimon	2.4
6	West Coast Flier	2.7
1	Driven By Success	2.9

Todays Key Race Information						
P#	Horse	Post	Power Rating	Morning Line	Weight	Last Race Med-Equip
1	Driven By Success	1	95.5	7/2	119	On Lbf
2	Eternal Star	2	105.5	9/2s	121	On Lab
3	Place Your Bet	3	103.3	12/1	121	On Lbf
4	Joey P	4	100.0	6/1	121	On L
5	Lucky Island (ARG)	5	92.4	3/1	121	On L
6	West Coast Flier	6	100.8	15/1	119	On Lb
7	Saint Daimon	7	103.0	20/1	119	On Lbf
8	Grand Champion	8	96.7	5/1	121	On Lb
9	Ah Day	9	95.6	8/1	121	On Lb




Key Ratings								
Average  Speed Figures			Average Class Ratings			Pace (Running Style) Ratings		
All Races	Todays	Dist/Surf	All Races	Todays	Dist/Surf	Early	Middle	Finish
90	96		88	93		2.9	2.4	1.7
112	107		116	110		4.0	4.1	2.9
103	103		112	111		4.4	3.6	3.2
105	103		110	111		3.5	3.2	2.2
98	91		109	107		5.2	4.5	4.4
94	94		106	106		2.7	3.2	3.2
100	101		110	110		2.4	2.0	4.6
101	103		111	111		5.3	5.1	4.0
109	109		114	114		6.4	6.4	4.0

Horse Records														
P#	Dirt-Sprints				For The Year 2009				For The Year 2008					
	St	1	2	3	St	1	2	3	S/Start	St	1	2	3	S/Start
1	4	3	0	1	1	1	0	0	\$27,000	4	2	2	0	\$22,050
2	19	9	4	1	2	0	1	0	\$8,700	9	6	1	0	\$38,501
3	19	8	4	3	2	1	1	0	\$18,333	7	3	1	2	\$16,917
4	30	15	7	0	0	0	0	0	\$0	6	2	4	0	\$39,167
5	8	4	0	0	0	0	0	0	\$0	7	4	0	0	\$32,535
6	26	9	5	3	2	2	0	0	\$25,500	14	4	3	2	\$7,764
7	18	5	1	5	2	1	0	1	\$16,450	6	1	1	0	\$10,060
8	16	6	1	6	0	0	0	0	\$0	6	1	0	2	\$12,402
9	13	7	3	1	0	0	0	0	\$0	2	1	0	0	\$24,500

Horse Specialized Records									
Record on Mud	60+ Day Layoff (wins/starts)				Average Winning Distance				
	St	1	2	3		1st-2nd Race Back	3rd-4th Race Back		
1	0	1	0	0	6.2				
5	1	3	1	0	6.2				
4	2	1	0	0	5.9				
5	0	4	0	0	5.8				
3	1	0	0	0	6.4				
3	1	1	0	0	6.2				
5	3	0	0	0	6.0				
3	2	0	0	0	6.1				
6	5	1	0	0	6.8				

Jockey-Trainer-Horse "Connections"														
P	Jockey	Trainer	Jockey/Trainer				Jockey/Horse				Trainer/Horse			
			St	W%	P%	S%	St	W%	P%	S%	St	W%	P%	S%
1	Maragh Rajiv	Levine Bruce N	191	20	19	13	0	0	0	0	3	100	0	0
2	Pimentel Julian	Trombetta Michael J	191	26	15	10	9	56	22	0	15	47	20	7
3	Stisted Jennifer	Lake Scott A	90	14	18	19	7	43	29	14	17	35	18	24
4	Castro Eddie	Perkins Jr Benjamin W	10	40	10	10	1	0	100	0	23	35	30	0
5	Garcia Alan	McLaughlin Kiaran P	224	32	10	13	6	50	0	0	8	50	0	0
6	Morales Pablo	Contessa Gary C	202	16	17	11	2	100	0	0	2	100	0	0
7	Samyn Jean-Luc	Jerkens Steven T	21	24	14	5	10	20	10	40	2	50	0	50
8	Coa Eibar	Hushion Michael E	0	0	0	0	9	44	11	22	0	0	0	0
9	Russell Sheldon	Leatherbury King T	26	15	12	8	0	0	0	0	23	43	26	9

Specialized Trainer Statistics				
Trainer	Trainer Statistics (wins/starts)			
	Claim	Layoff	1st Time	2YrOld
Levine Bruce N	22/56	20/64	3/41	11/63
Trombetta Michael J	1/5	12/46	11/55	24/86
Lake Scott A	60/214	15/87	3/16	10/37
Perkins Jr Benjamin W	0/3	2/28	0/23	8/47
McLaughlin Kiaran P		21/78	17/71	27/94
Contessa Gary C	19/96	11/100	3/79	17/158
Jerkens Steven T	0/1	1/7	0/1	
Hushion Michael E	1/2	5/31	3/22	2/25
Leatherbury King T	1/7	2/22	0/11	0/1

Last Three Races - Race Details																					
P#	Last Race						Second Race Back						Third Race Back								
	Days	Trk	Cnd	D-S	CR	 Finish	Days	Trk	Cnd	D-S	CR	 Finish	Days	Trk	Cnd	D-S	CR	 Finish			
1	27	Aqu	ft	6f	105	110	13½	193	Sar	ft	6½f	95	106	116	212	Sar	ft	6f	86	94	14½
2	18	Lrl	ft	7f	121	114	44½	57	Lrl	wf	6f	114	113	22	99	Lrl	ft	6f	114	115	13½
3	41	Aqu	ft	6f	118	104	23½	57	Lrl	wf	6f	114	117	12	139	Pha	ft	6½f	111	107	23½
4	186	Mth	ft	6f	113	105	2nk	215	Mth	ft	6f	113	113	23½	244	Mth	ft	6f	108	110	2nk
5	69	Aqu	gd	6f	113	107	46½	160	Bel	sy	6f	118	61	620	188	Sar	ft	7f	118	104	67½
6	18	Aqu	ft	6f	113	113	14	35	Aqu	ft	6f	108	113	11½	86	Aqu	ft	6f	104	108	12½
7	26	Aqu	ft	6f	111	109	3½	48	Aqu	ft	6f	110	111	11	272	Bel	ft	6f	122	91	77½
8	99	Aqu	ft	6f	118	101	45½	120	Aqu	my	6f	104	111	12½	153	Lrl	ft	6f	109	95	33½
9	215	Mth	ft	6f	113	92	613	412	Lrl	gd	6f	114	126	14½	671	CD	gd	7f	119	116	22

Specialized Sire Statistics				
Sire's	Fools' Win Percent			
	All	Turf	2yos Stakes	
Levine Bruce N	15	8	18	15
Trombetta Michael J	16	13	17	15
Lake Scott A	14	10	13	12
Perkins Jr Benjamin W	10	0	11	39
McLaughlin Kiaran P	11	8	14	16
Contessa Gary C	19	15	23	9
Jerkens Steven T	16	12	18	17
Hushion Michael E	15	7	15	15
Leatherbury King T	15	10	21	18

9 AQUEDUCT - SATURDAY, MARCH 7, 2009

PURSE \$250,000

• Stakes
 POST 1 1/16 Miles - Inner Dirt - Age 3
 4:18P • CR: 109 (Par of 1:43.51)

Gotham S. - Grade 3 INNER DIRT FOR THREE YEAR OLDS. By subscription of \$250 each, which should accompany the nomination; \$1,250 to pass the entry box and an additional \$1,250 to start. Any horse that competes in both the Gotham and Wood Memorial will have their subscription fees waived for the Wood Memorial (total value \$8,250). The purse to be divided 60% to the winner, 20% to second, 10% to third, 5% to fourth, 3% to fifth and

Exacta, Trifecta, Super (10 cent),
 Daily Double Wagers

Top Power		
6	Haynesfield	100.4
8	I Want Revenge	99.6
5	Mr Fantasy	98.6

Top Speed		
5	Mr Fantasy	104
8	I Want Revenge	101
1	Naos	99

Top Class		
8	I Want Revenge	106
4	Axel Foley	102
6	Haynesfield	96

Top Pace (Running Style)		
5	Mr Fantasy	1.0
6	Haynesfield	2.3
7	Imperial Council	2.5

Todays Key Race Information						
P#	Horse	Post	Power Rating	Morning Line	Weight	Last Race Med-Equip
1	Naos	1	90.4	20/1	116	On L
2	Russell Road	2	81.5	20/1	116	On LA
3	Masala	3	92.1	5/1	116	On L
4	Axel Foley	4	90.0	15/1	116	On LBb
5	Mr Fantasy	5	98.6	7/2	116	On L
6	Haynesfield	6	100.4	5/1	120	On L
7	Imperial Council	7	80.7	5/2	116	On L
8	I Want Revenge	8	99.6	3/1	116	On LBb
9	Giant Ryan	9	77.2	50/1	116	On L

Key Ratings								
Average Speed Figures			Average Class Ratings			Pace (Running Style) Ratings		
All Races	Todays	Dist/Surf	All Races	Todays	Dist/Surf	Early	Middle	Finish
90	99		92	89		6.5	5.9	3.6
92	NA		80	NA		4.1	2.5	1.4
88	92		92	92		4.1	3.5	1.8
90	90		99	102		4.9	6.0	4.4
111	104		89	94		1.2	1.0	1.0
88	99		93	96		2.6	2.3	1.7
94	NA		89	NA		3.4	2.5	1.3
95	101		101	106		3.7	3.8	2.3
83	NA		91	NA		2.5	3.1	2.9

Horse Records														
P#	Dirt-Routes				For The Year 2009				For The Year 2008					
	St	1	2	3	St	1	2	3	S/Start	St	1	2	3	S/Start
1	1	1	0	0	2	1	0	0	\$13,000	1	1	0	0	\$25,800
2	0	0	0	0	1	1	0	0	\$30,375	6	5	1	0	\$33,755
3	2	1	1	0	1	0	1	0	\$7,770	2	1	0	1	\$18,440
4	3	0	1	0	2	0	1	0	\$16,000	3	1	0	1	\$9,213
5	1	1	0	0	1	1	0	0	\$26,400	1	1	0	0	\$24,600
6	3	3	0	0	2	2	0	0	\$53,208	3	2	0	1	\$27,822
7	0	0	0	0	1	1	0	0	\$22,200	2	1	1	0	\$21,800
8	3	1	1	1	1	0	0	1	\$24,000	5	1	1	3	\$38,400
9	0	0	0	0	1	0	0	0	\$2,101	3	2	0	1	\$18,533

Horse Specialized Records						
Record on Mud	60+ Day Layoff (wins/starts)			Average Winning Distance		
	St	1	2	3	1st-2nd Race Back	3rd-4th Race Back
0	0	0	0	0		7.2
1	1	0	0	0	1/1	6.7
1	1	0	0	0	0/1	8.0
0	0	0	0	0	0/2	7.0
1	1	0	0	0	0/1	7.3
0	0	0	0	0	2/2	7.9
0	0	0	0	0	1/1	6.8
0	0	0	0	0		8.5
0	0	0	0	0		6.0

Jockey-Trainer-Horse "Connections"														
P	Jockey	Trainer	Jockey/Trainer			Jockey/Horse			Trainer/Horse					
			St	W%	P%	S%	St	W%	P%	S%	St	W%	P%	S%
1	Luzzi Michael J	Pletcher Todd A	22	23	9	27	2	50	0	0	3	67	0	0
2	Dunkelberger Travis L	Casey James M	1	100	0	0	1	100	0	0	1	100	0	0
3	Coa Eibar	Pletcher Todd A	58	22	9	12	3	33	33	33	3	33	33	33
4	Migliore Richard	McLaughlin Kiaran P	31	35	16	10	0	0	0	0	0	0	0	0
5	Garcia Alan	McLaughlin Kiaran P	224	32	10	13	1	100	0	0	2	100	0	0
6	Lopez Charles C	Asmussen Steven M	0	0	0	0	0	0	0	0	5	80	0	20
7	Maragh Rajiv	McGaughy III C R	2	0	50	50	0	0	0	0	3	67	33	0
8	Talamo Joseph	Mullins Jeff	18	22	17	17	4	25	25	50	6	17	17	67
9	Sanchez Jeffrey	Parboo Bisnath	4	0	0	0	1	0	0	0	4	50	0	25

Specialized Trainer Statistics				
Trainer	Trainer Statistics (wins/starts)			
	Claim	Layoff	1st Time	2YrOld
	31/170	28/153	44/275	
	0/2	0/1	0/3	
	31/170	28/153	44/275	
	21/78	17/71	27/94	
	21/78	17/71	27/94	
	9/42	58/265	46/286	159/757
	7/43	4/28	5/30	
	14/36	12/54	3/47	17/84
	0/4	0/7	2/14	

Last Three Races - Race Details																					
P#	Last Race						Second Race Back						Third Race Back								
	Days	Trk	Cnd	D-S	CR	Finish	Days	Trk	Cnd	D-S	CR	Finish	Days	Trk	Cnd	D-S	CR	Finish			
1	19	Pha	ft	1 ⁷⁰	89	99	13 1/2	46	Aqu	ft	6f	99	87	613	90	Aqu	ft	6f	88	85	12 1/2
2	34	Lrl	ft	6f	102	101	11 1/2	97	CT	ft	7f	101	103	1 8 1/2	118	CT	ft	7f	92	102	1 8 1/2
3	34	GP	ft	1	95	89	2 2	111	Aqu	my	1	89	94	12 3/4	148	Bel	gd	6f	92	81	3 4 1/2
4	20	GG	ft	1 1/8	99	82	411	48	GG	ft	1 1/16	100	95	2 1 1/2	76	Hol	ft	1 1/16	108	92	6 5
5	33	Aqu	ft	1 1/16	94	104	1 8 1/2	68	Aqu	gd	6f	84	117	111							
6	27	Aqu	ft	1 1/16	101	97	16 1/4	62	Aqu	ft	1 ⁷⁰	96	90	13 1/2	89	Aqu	ft	1 ⁷⁰	92	109	15 1/2
7	20	GP	ft	6 1/2 f	93	99	12	153	Bel	ft	7f	87	91	12 1/2	188	Sar	ft	6 1/2 f	88	93	2 ^{nk}
8	27	SA	ft	1 1/16	105	108	3 1 1/2	76	Hol	ft	1 1/16	108	100	2 ^{ns}	128	Hol	ft	1 1/16	104	95	11 1/2
9	46	Aqu	ft	6f	99	89	512	82	Aqu	ft	6f	88	84	1 ^{hd}	97	Aqu	ft	6f	87	80	15 1/2

Specialized Sire Statistics				
Sire's	Fools' Win Percent			
	All	Turf	2yos	Stakes
15	13	17	12	12
15	11	19	10	10
15	13	17	12	12
16	7	20	16	16
17	15	16	17	17
22	14	19	23	23
15	16	20	22	22
15	7	12	18	18
16	13	14	15	15

10 AQUEDUCT - SATURDAY, MARCH 7, 2009

PURSE \$26,000

• Claiming \$7,500
 POST 1 Mile 70 yards - Inner Dirt - Age
 4:47P • CR: 96 (Par of 1:42.93)

INNER DIRT FOR FOUR YEAR OLDS AND UPWARD. Weight, 123 lbs. Non-winners Of Two Races At A Mile Or Over Since January 7 Allowed 3 lbs. Such A Race Since Then Allowed 5 lbs. Claiming Price \$7,500 (Races where entered for \$5,000 or less not considered).

Exacta, Trifecta, Super (10 cent) Wagers

Top Power		
1	Military Major	88.7
1A	Tour Of The Cat	87.5
4	One Starry Nite	85.9

Top Speed		
1	Military Major	89
1A	Tour Of The Cat	88
10	Friendly Pocket	85

Top Class		
1	Military Major	100
1A	Tour Of The Cat	97
6	K R's Regent	97

Top Pace (Running Style)		
1A	Tour Of The Cat	3.5
7	Dreamin Of Victory	4.1
3	Corrupt Judge	5.1

Today's Key Race Information

P#	Horse	Post	Power Rating	Morning Line	Weight	Lasix	Last Race Med-Equip
1	Military Major	3	88.7	5/2	118	On	Lbf
1A	Tour Of The Cat	10	87.5	5/2	118	On	Lf
2	Gift Of Valor	6	80.1	12/1	118	On	Lbf
2B	City Dealer	8	78.8	12/1	118	On	Lb
3	Corrupt Judge	1	75.6	30/1	111	On	Lb
4	One Starry Nite	2	85.9	15/1	118	On	Lf
5	P J Sully	4	76.8	20/1	118	On	Lb
6	K R's Regent	5	81.5	4/1	120	On	L
7	Dreamin Of Victory	7	81.6	7/2	120	On	Lf
8	What A Trippi	9	83.9	8/1	118	On	Lf
9	Fregata	11	84.4	12/1	113	On	Lb
10	Friendly Pocket	12	85.6	6/1\$	118	On	L

Key Ratings

Average Speed Figures		Average Class Ratings		Pace (Running Style) Ratings		
All Races	Today's Dist/Surf	All Races	Today's Dist/Surf	Early	Middle	Finish
87	89	100	100	6.6	5.9	3.1
86	88	97	97	3.5	3.5	3.7
73	73	95	95	7.2	6.6	5.0
66	65	86	80	5.1	6.1	5.4
74	65	94	97	5.4	5.1	5.4
76	79	98	92	5.5	6.1	5.7
64	65	79	80	7.7	7.4	3.6
77	74	96	97	5.5	5.2	5.5
78	78	92	92	4.9	4.1	3.7
78	78	95	95	6.3	5.8	4.2
80	79	98	85	5.0	5.6	4.7
77	85	97	93	7.9	6.3	3.5

Horse Records

P#	Dirt-Routes				For The Year 2009					For The Year 2008				
	St	1	2	3	St	1	2	3	\$/Start	St	1	2	3	\$/Start
1	29	8	6	6	2	0	1	0	\$2,345	14	6	1	4	\$8,933
1A	25	9	5	2	4	2	1	0	\$5,895	11	3	0	2	\$4,448
2	22	3	2	3	2	0	0	0	\$350	18	2	1	5	\$2,473
2B	16	1	4	3	4	0	0	0	\$99	10	2	1	1	\$1,475
3	2	0	0	0	4	0	0	0	\$258	8	2	0	1	\$2,671
4	14	5	0	1	5	0	0	0	\$252	14	4	0	1	\$3,616
5	40	3	6	4	2	0	0	0	\$280	10	1	3	1	\$1,330
6	39	7	2	5	2	1	0	0	\$4,867	13	2	1	0	\$3,880
7	7	3	0	0	2	1	0	0	\$5,445	0	0	0	0	\$0
8	16	2	4	3	3	0	1	1	\$1,867	13	1	1	1	\$1,096
9	2	0	0	1	3	0	0	1	\$940	14	4	2	3	\$5,444
10	11	3	4	1	1	0	0	0	\$900	13	1	4	1	\$4,261

Horse Specialized Records

Record on Mud				60+ Day Layoff (wins/starts)		Average Winning Distance
St	1	2	3	1st-2nd Race Back	3rd-4th Race Back	
2	0	0	0	0/3	0/2	8.1
10	4	1	3	1/14	7/14	7.3
6	1	2	1	0/2	0/2	8.0
6	1	2	1			6.6
6	1	2	0			6.0
8	4	0	1			8.4
8	0	1	2	1/4	0/2	8.5
7	1	0	1			7.8
0	0	0	0	1/4	1/3	8.4
5	0	2	1			6.9
4	1	1	0	0/2	0/2	6.5
4	0	2	1			8.0

Jockey-Trainer-Horse "Connections"

P	Jockey	Trainer	Jockey/Trainer			Jockey/Horse			Trainer/Horse					
			St	W%	P%	S%	St	W%	P%	S%	St	W%	P%	S%
1	Castro Eddie	Jacobson David	35	17	17	14	1	0	0	0	1	0	0	0
1A	Santiago Victor	Jacobson David	58	21	19	14	3	33	33	0	4	50	25	0
2	Rodriguez Rudy R	Aquilino Joseph	19	5	0	16	1	0	0	0	31	10	6	23
2B	Rodriguez Rudy R	Aquilino Joseph	19	5	0	16	2	0	0	0	11	0	0	18
3	Berrios Cruz Joseph	Correa Jeff	3	0	0	0	1	0	0	0	1	0	0	0
4	Mojica Jr Rafael	Martin Sr Frank	7	0	0	0	1	0	0	0	11	0	0	9
5	Bocachica Orlando	Persaud Randi	1	0	0	0	1	0	0	0	2	0	0	0
6	Maragh Rajiv	Brown Bruce R	19	16	11	21	7	14	0	29	3	33	0	0
7	Coa Eibar	Parisella John	12	25	8	0	2	50	0	0	8	38	0	0
8	Thompson Winston A	Saccardo George A	35	17	14	17	6	0	17	17	25	20	20	12
9	Lopez Erick	Toscano Jr John T	6	17	17	0	0	0	0	0	2	0	0	50
10	Sanchez Jeffrey	Domino Carl J	11	18	0	18	2	0	0	50	3	0	0	33

Specialized Trainer Statistics

Trainer Statistics (wins/starts)			
Claim	Layoff	1st Time	2YrOld
15/96	4/35		0/6
15/96	4/35		0/6
0/8	0/2	0/7	1/16
0/8	0/2	0/7	1/16
0/1	0/2	0/1	
0/1	0/10	0/4	0/6
3/14	0/6	0/3	0/3
8/30	0/2	1/10	2/12
1/8	2/11	0/4	1/6
	1/3	1/6	1/10
1/2	0/3	0/3	0/7
0/1	2/12	0/8	0/6

Last Three Races - Race Details

P#	Last Race					Second Race Back					Third Race Back										
	Days	Trk	Cnd	D-S	CR	Days	Trk	Cnd	D-S	CR	Days	Trk	Cnd	D-S	CR						
1	42	Aqu	ft	1	102	92	52	50	Aqu	ft	1 ⁷⁰	104	96	22 ³	98	Aqu	ft	1	97	73	8 ⁸ ₁
1A	8	Lrl	ft	1 ¹⁶	96	90	11	18	Aqu	ft	1 ⁷⁰	97	86	21 ¹	30	Aqu	ft	1 ⁷⁰	94	85	4 ⁶ ₁
2	30	Aqu	ft	1 ⁷⁰	94	83	57 ³	46	Aqu	ft	1 ⁷⁰	95	69	8 ¹⁶	68	Aqu	gd	1 ¹⁶	98	80	2 ^{ns}
2B	20	Aqu	ft	6f	100	64	8 ¹⁴	34	Aqu	ft	6f	100	-	-	42	Aqu	ft	1	88	72	6 ¹²
3	6	Aqu	ft	6f	96	60	4 ¹⁶	18	Aqu	ft	1 ⁷⁰	97	65	6 ¹⁵	34	Aqu	ft	6f	100	83	6 ⁸ ₁
4	18	Aqu	ft	1 ⁷⁰	97	81	44	30	Aqu	ft	1 ⁷⁰	94	81	79	36	Aqu	my	1	107	83	6 ¹²
5	18	Aqu	ft	1 ⁷⁰	97	67	5 ¹³	33	Aqu	ft	1 ⁷⁰	98	67	6 ¹¹	97	Pen	ft	1 ¹⁶	85	70	6 ⁸ ₁
6	30	Aqu	ft	1 ⁷⁰	94	81	6 ⁸ ₁	54	Aqu	ft	1 ⁷⁰	96	87	11 ¹	90	Aqu	ft	6f	96	71	8 ⁹
7	23	Aqu	ft	1 ¹⁶	91	78	11 ¹	48	Aqu	ft	1	92	78	6 ⁹	582	Sar	fm	1 ¹⁶	109	73	11 ¹⁹
8	18	Aqu	ft	1 ⁷⁰	97	83	3 ³ ₁	33	Aqu	ft	1 ⁷⁰	98	78	44 ¹	54	Aqu	ft	1 ⁷⁰	96	85	2 ¹ ₁
9	20	Aqu	ft	6f	100	88	3 ³ ₁	29	Aqu	ft	6f	101	83	5 ¹¹	62	Aqu	ft	6f	98	83	4 ⁵ ₁
10	36	Aqu	my	1	107	85	5 ¹⁰	68	Aqu	gd	1 ¹⁶	98	77	3 ¹ ₁	91	Aqu	yl	1 ¹⁶	99	58	10 ²⁶

Specialized Sire Statistics

Sire's Foals' Win Percent			
All	Turf	2yos	Stakes
16	16	13	18
14	11	15	17
14	12	12	14
16	17	19	18
19	15	23	9
16	13	17	15
18	15	20	18
12	4	11	4
13	10	13	12
17	10	17	12
17	10	17	12
16	10	5	7